




ULTRA COMPACT
ETHERNET TO WI-FI
BRIDGE



RABBITCORE[®] RCM6600W

Embedded module with integrated 802.11 b/g Wi-Fi and 10/100 Ethernet, utilizing Digi Device CloudSM to manage firmware updates and eliminate device deployment issues

The RCM6600W is a fully customizable, ultra compact embedded cloud module with an integrated 802.11b/g and 10/100 Ethernet interface. The dual networking interfaces software supports not only Ethernet to Wi-Fi bridging but also provides secure 802.11i - WPA2 support. The RCM6600W is easily programmable with royalty-free networking libraries, available in the comprehensive software environment Dynamic C. In addition, with up to six serial ports available the RCM6600W can connect to a host of devices such as XBee[®] ZigBee modules, GPRS and GPS devices, all of which have fully supported libraries within Dynamic C.

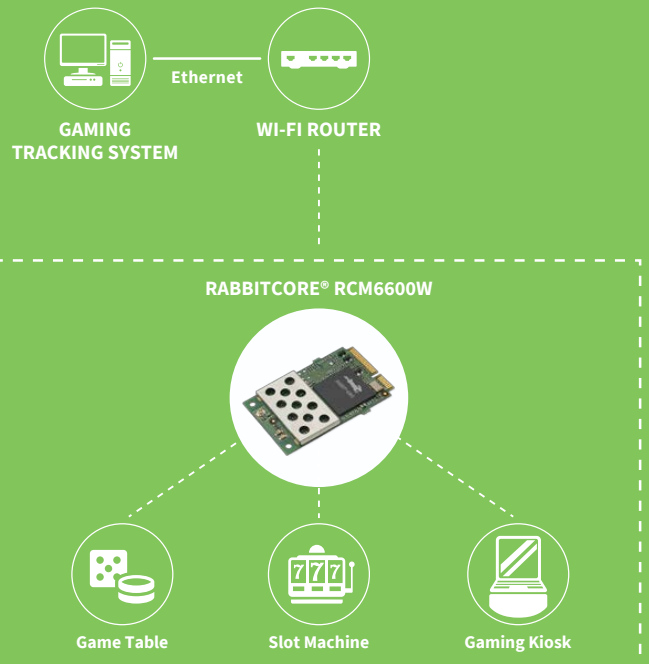
The RCM6600W supports Digi Device Cloud, an easy-to-use platform for device control and monitoring. In addition, Device Cloud provides scalability for managing firmware updates to literally thousands of devices with the click of a button.

The capabilities and features of the RCM6600W address many common device deployment concerns ultimately reducing development costs and time to market.

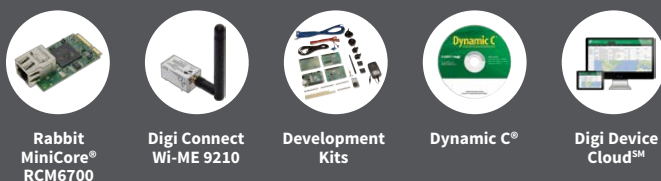
BENEFITS

- Integrated 802.11b/g and 10/100 Ethernet networking
- 4 A/D inputs 12-bit resolution
- Clock speed up to 180 MHz
- Up to 32 GPIO line and 6 serial ports
- Manage firmware updates with Device Cloud
- Lightweight web server for monitoring and control
- ZigBee and GPS/3G cellular connectivity support
- FCC and CE certified

APPLICATION EXAMPLE



RELATED PRODUCTS



SPECIFICATIONS	RCM6600W	RCM6650W
-----------------------	-----------------	-----------------

FEATURES	
MICROPROCESSOR	Rabbit® 6000 @ 162.5 MHz
NETWORK PERIPHERALS	10/100Base-T (Ethernet Signals only)
EMI REDUCTION	Spectrum spreader for reduced EMI (radiated emissions)
SERIAL FLASH MEMORY (PROGRAM)	1 MB
SRAM	1 MB
BATTERY-BACKABLE SRAM	32 KB (Internal)
BACKUP BATTERY	32 KB (Internal), 1 MB (External)
GENERAL PURPOSE I/O	Connection for user-supplied backup battery (to support RTC)
ANALOG INPUTS	Up to 35 parallel digital I/O lines configurable with 4 layers of alternate functions, plus FIM (Flexible Interface Module) control
ADDITIONAL INPUTS	0, 2 or 4-inputs shared with PE0, 1 or PE2, 3.12 bit resolution, 11 bits performance at up to 1 M sample/sec (125 k sample/sec for any one input with no CPU overhead). Input range 100 mV to VCC-100 mV typical.
ADDITIONAL OUTPUTS	Reset in
EXTERNAL I/O BUS	Status, reset out
SERIAL PORTS	Can be configured for 8 data lines 8 address lines (shared with parallel I/O lines), plus I/O read/write
SERIAL RATE	6 high-speed, CMOS-compatible ports: All 6 configurable as asynchronous (with IrDA), 4 as clocked serial (SPI), and 2 as SDLC/HDLC 1 clocked serial port shared with programming port
SLAVE INTERFACE	Maximum asynchronous baud rate = CLK/8
REAL-TIME CLOCK	Slave port allows the module to be used as an intelligent peripheral device slaved to a master processor
TIMERS	Yes
WATCHDOG/SUPERVISOR	Ten 8-bit timers (6 cascadable from the first), one 10-bit timer with 2 match registers, and one 16-bit timer with 4 outputs and 8 set/reset registers
PULSE-WIDTH MODULATOR	Yes
INPUT CAPTURE	4 channels synchronized PWM with 10-bit counter or 4 channels variable-phase or synchronized PWM with 16-bit counter
QUADRATURE DECODER	2-channel input capture can be used to time input signals from various port pins
POWER	2-channel quadrature decoder accepts inputs from external incremental encoder modules
OPERATING TEMPERATURE	3.15 VDC (min.) - 3.45 VDC (max.) 625 mA @ 3.3 V while transmitting/receiving 85 mA @ 3.3 V while not transmitting/receiving
HUMIDITY	-30° C to +55° C
CONNECTORS	5% to 95%, non-condensing
BOARD SIZE	Edge connectors for interface with 52-pin mini PCI Express socket
WI-FI SPECIFICATIONS	
TYPICAL AVERAGE ANTENNA OUTPUT POWER	1.20 in × 2.00 in × 0.40 in (30 mm × 51 mm × 10 mm)
COMPLIANCE	Americas, Japan: 802.11b: 19 dBm; 802.11g: 15 dBm Other Regions: 802.11b: 18 dBm; 802.11g: 15 dBm
	802.11b/g, 2.4 GHz

PART NUMBERS	DESCRIPTION
20-101-1322	RCM6600W
20-101-1323	RCM6650W
101-1324	RCM6600W Deluxe Development Kit
101-1325	RCM6600W Standard Development Kit

DIGI SERVICE AND SUPPORT / You can purchase with confidence knowing that Digi is always available to serve you with expert technical support and our industry leading warranty. For detailed information visit www.digi.com/support.

© 1996-2017 Digi International Inc. All rights reserved.
All trademarks are the property of their respective owners.

91002925
C2/417

DIGI INTERNATIONAL WORLDWIDE HQ
877-912-3444 / 952-912-3444 / www.digi.com

DIGI INTERNATIONAL FRANCE
+33-1-55-61-98-98 / www.digi.fr

DIGI INTERNATIONAL JAPAN
+81-3-5428-0261 / www.digi-intl.co.jp

DIGI INTERNATIONAL SINGAPORE
+65-6213-5380

DIGI INTERNATIONAL CHINA
+86-21-50492199 / www.digi.com.cn

